

OIL & UPML: A Unifying Framework for the Knowledge Web

D. Fensel¹, M. Crubezy², F. van Harmelen^{1,3}, and I. Horrocks⁴

Abstract. Currently computers are changing from single isolated devices to entry points into a worldwide network of information exchange and business transactions called the World Wide Web (WWW). A prerequisite for successfully integrating various information sources is a standardized and machine-processable description of their semantics. In this paper, we will briefly describe two proposals and will discuss how both can be combined. First, we discuss the Ontology Inference Layer (OIL) that is being proposed as a description language for ontology interchange. That is, it is designed for specifying static information. Second, we sketch out UPML, which is being developed for describing reasoning components. UPML helps to automatically configure scattered reasoning components that can be used as inference services via networks. Integrating these two description types is a necessary step toward a **knowledge web**, where the distinction between static and dynamic information sources will become transparent for the user. The main contribution of the paper is the comparison of these approaches. We achieve this comparison by discussing several ways of combining OIL and UPML. We assess the importance of each perspective and point out what enhancements would be necessary to improve their usefulness.

1 Introduction

Support for the exchange of data, information, and knowledge is becoming a key issue in current computer technology. Given the exponential growth of on-line information available, the automatic processing of this information becomes necessary for keeping it maintainable and accessible. Providing shared and common domain structures becomes essential. Being used to describe the structure and semantics of information exchange, ontologies will become a key asset in information exchange. Such technologies will play a key role in areas such as knowledge management and electronic commerce, which are market niches with incredible growth potential. Information sources will not only be passive entities. Instead, active software components will be used as services via networks. These components not only provide support for information retrieval and extraction, but also provide direct support in task completion. Again, machine-understandable representation of their semantics is required to automatically select and combine these reasoning services. Therefore, it is natural that a number of proposals and projects deal with these concerns. In the US, research fundings agencies have already encountered the importance of such an issues by setting up the DAML program¹, that aims for machine processable semantics of information sources accessible for agents.

The Worldwide Web (WWW) has already drastically changed the availability of electronically available information. This first generation of the World Wide Web has changed our daily practice and these changes will become even more significant in the near future. However, the web itself will have to change if it is to achieve the next level of service. Currently the Web is an incredibly large, mainly static information source. The main burden in information access, extraction and interpretation, however, is left to the human user. Tim Berners-Lee coined the vision of a Semantic Web that would provide much more automated services based on machine-processable semantics of data and heuristics that make use of these metadata. The explicit

¹ Department of Computer Science, Vrije Universiteit Amsterdam, {dieter,frankh}@cs.vu.nl

² Knowledge Modeling Group at Stanford Medical Informatics, Stanford University USA, crubezy@SMI.Stanford.Edu

³ Administrator, Amersfoort, Nederland

⁴ Department of Computer Science, University of Manchester, UK, horrocks@cs.man.ac.uk

1. <http://www.darpa.mil/iso/ABC/BAA0007PIP.htm>.

representation of the semantics of data accompanied by domain theories (i.e., Ontologies) will enable a Knowledge Web that provides a qualitatively new level of service. It will weave together a net linking incredibly large segments of human knowledge and complements it with machine processability. Various automated services will support the human user in achieving goals via accessing and providing information present in a machine-understandable form. This process will ultimately lead to an extremely knowledgeable system with various specialized reasoning services that may support us in nearly all aspects of our daily life and become as essential as access to electric power. **For this knowledge web it is important to link together semantic descriptions of information sources with semantic descriptions of heuristic reasoners using these information sources.** Especially because we expect that the difference between the two will become transparent for the human user, i.e., it does not make any difference to him whether a browser renders a static information source or a virtual page that is generated on the fly.

In this paper we will compare two proposals developed in relation to two European IST projects.

- The **On-To-Knowledge project**² applies ontologies to electronically available information to improve the quality of knowledge management in large and widespread organizations. Ontologies are used to explicitly represent the semantics of semi-structured information. This enables sophisticated automatic support for acquiring, maintaining, and accessing information. In cooperation with other external partners, *OIL* is being developed (cf. [Fensel et al., 2000], [Horrocks et al., to appear]) to define and exchange ontologies between heterogeneous and distributed information sources.
- The objective of the **Ibrow project**³ ([Benjamins et al., 1999], [Fensel & Benjamins, 1998]) is to develop intelligent brokers that are able to configure reusable components and distribute them in knowledge-based systems through the World-Wide Web. The WWW is

2. *On-To-Knowledge: Content-driven Knowledge-Management Tools through Evolving Ontologies*. Project partner are the Vrije Universiteit Amsterdam (VU); the Institute AIFB, University of Karlsruhe, Germany; Administrator, the Netherlands; British Telecom Laboratories, UK; Swiss Life, Switzerland; CognIT, Norway; and Enersearch, Sweden. <http://www.ontoknowledge.com/>

3. *IBROW: An Intelligent Brokering Service for Knowledge-Component Reuse on the World-Wide Web*. Project partners are the University of Amsterdam; the Open University, Milton Keynes, England; the Spanish Council of Scientific Research (CSIC) in Barcelona, Spain; the Institute AIFB, University of Karlsruhe, Germany; Stanford University, US; Intelligent Software Components S. A., Spain; and the Vrije Universiteit Amsterdam. <http://www.swi.psy.uva.nl/projects/ibrow/home.html>

changing the nature of software development to a distributive plug & play process, which requires a new kind of managing software: intelligent software brokers. Ibrow will integrate research on heterogeneous databases, interoperability and Web technology with knowledge-system technology and ontologies. A result of Ibrow has been the development of a specification language for reasoning components called *UPML* (cf. [Fensel et al., 1999]).

It is quite natural to compare the languages *OIL* and *UPML* developed in the two projects. We can expect many similarities because reasoning components can be viewed as active information sources, i.e., as components providing information as a result of input. Taking a more detailed look at their relationship, it turns out that there are at least six possible ways to combine both languages: We can ask what *OIL* can provide for *UPML*, and we can ask what *UPML* can provide for *OIL*. Each of these two cases comes along with three subpossibilities.

- **First, *OIL* can be used as a meta-language to define *UPML*.** A language like *UPML* could be viewed as a specific ontology where the language primitives are concepts to talk about a certain domain. In this case this domain is the description of reasoning components. *OIL* should be capable for such a purpose because it must be possible to express an ontology in it. Here we will examine, how the language primitives of *UPML* can be expressed in *OIL*. We use *OIL* in a similar way like the meta-meta model of *MOF*⁴ is used to express the meta model of other modeling frameworks. A meta ontology of *UPML* has already been described in [Fensel et al., 1999] and we will examine how it can be expressed in *OIL*.
- **Second, *OIL* can be used as a language for writing down *UPML* specifications.** Here a component specification in *UPML* should correspond to an ontology in *OIL*. Therefore, several components should be represented via several ontologies, each for one component. Viewing the specifications of reasoning components as ontologies has been proposed in [Mizoguchi et al., 1995] and we will examine how *OIL* fits for this purpose.
- **Third, *OIL* can be used as an object language for *UPML*.** *UPML* primarily defines an architecture for the description of reasoning components but has not yet provided a defined language for defining the elementary units of a component. Currently, it provides three different styles: natural language

4. The Meta Object Facility (*MOF*) standard is a proposal of the *OMG*'s group for expressing various modeling frameworks in a joint representation (cf. [*OMG*, 1997]).

definitions (like CML, [Schreiber et al., 1994]), order-sorted logic (like (ML)² [van Harmelen & Balder, 1992]), and frame logic (like KARL, [Fensel et al., 1998]). In this paper, we will examine how OIL could fill in the gap as a defined standard language for the logical specification of the elementary elements of a UPML specification.

- **Fourth, can UPML be used as a meta-language to define OIL?** A language like OIL could be viewed as a specific ontology where the language primitives are concepts to describe a certain domain. In this case this domain would be the specification of ontologies. In principle, UPML would be applicable for such a purpose, because one of its six components is an ontology. We could define an ontology in UPML defining the language primitives of OIL. However it is not clear what we would gain from such an exercise. Therefore, we will not examine this possibility further in this paper.
- **Fifth, UPML can be used as a language for writing down ontologies in OIL.** Here an ontology in OIL corresponds to an ontology in UPML. This looks interesting because it would provide the structuring mechanisms of UPML for OIL ontologies. Currently, OIL only provides an import mechanism to combine ontologies. UPML provides bridges and refiners to combine and adapt ontologies. Following this combination strategy produces an architectural structure on top of OIL.
- **Sixth, can UPML be used as an object language for OIL?** No, this does not make any sense. OIL is already a language and has no undefined elementary slots that require further logical refinement. Therefore, we will also not examine this possibility further.

The contents of this paper are organized as follows. In Section 2, we provide a brief introduction to OIL and in Section 3 we provide a brief introduction to UPML. Both sections are necessary to keep the paper self-contained. Section 4 provides the actual contribution of the paper. We will investigate four different strategies to relate OIL and UPML. We provide conclusions in Section 5.

2 OIL

Ontologies are a popular research topic in various communities such as knowledge engineering, natural language processing, cooperative information systems, intelligent information integration, and knowledge

management. They provide a shared and common understanding of a domain that can be communicated between people and application systems. They have been developed in Artificial Intelligence to facilitate knowledge sharing and reuse. Recent articles covering various aspects of ontologies can be found in [Uschold & Grüninger, 1996], [van Heijst et al., 1997], [Gomez Perez & Benjamins, 1999], [Fensel, to appear (b)]. Ontologies are a good candidate for providing the shared and common domain structures which are required for a truly semantic integration of information sources. The question then becomes: *how can such ontologies be described and exchanged?* A prerequisite for such a widespread use of ontologies for information integration and exchange is the achievement of a joint standard for describing them. Take the area of databases as an example. The huge success of the relational model would have never been possible without the SQL standard that provided an implementation independent way for storing and accessing data. Any approach that tries to achieve such a standard for the areas of ontologies has to decide what modeling primitives are appropriate for representing ontologies, how their semantics should be defined, and what syntax is appropriate for representing ontologies.

[Horrocks et al., to appear] defines the *Ontology Interchange Language (OIL)* as a standard proposal. In this section we will give a brief description of the OIL language; more details can be found in [Horrocks et al., to appear] and [Fensel et al., 2000]. An example ontology in OIL is provided in Figure 1.⁵ This language has been designed so that: (1) It provides most of the modeling primitives commonly used in frame-based and Description Logic (DL) oriented Ontologies. (2) It has a simple, clean and well defined semantics. (3) Automated reasoning support, (e.g., class consistency and subsumption checking) can be provided. It is envisaged that this core language will be extended in the future with sets of additional primitives, with the proviso that full reasoning support may not be available for ontologies using such primitives.

An ontology in OIL is represented via an *ontology container* and an *ontology definition*. We will discuss both elements of an ontology specification in OIL. We start with the ontology container and will then discuss the backbone of OIL, the ontology definition.

Ontology Container: We adopt the components as defined by Dublin Core Metadata Element Set, Version 1.1⁶ for the *ontology container* part of OIL.

Apart from the container, an OIL ontology consists of a **set of definitions**:

⁵. For reasons of space limitations only parts of the language are illustrated.

⁶. <http://purl.oclc.org/dc/>

- **import** A list of references to other OIL modules that are to be included in this ontology. XML schemas and OIL provide the same (limited) means for composing specifications. One can include specifications and the underlying assumption is that names of different specifications are different (via different prefixes).
- **rule-base** A list of rules (sometimes called axioms or global constraints) that apply to the ontology. At present, the structure of these rules is not defined (they could be horn clauses, DL style axioms, etc.), and they have no semantic significance. The rule base consists simply of a **type** (a string) followed by the unstructured rules (a string).
- **class and slot definitions** Zero or more class definitions (**class-def**) and slot definitions (**slot-def**), the structure of which will be described below.

A class definition (**class-def**) associates a class name with a class description. A **class-def** consists of the following

components:

- **type** The type of definition. This can be either **primitive** or **defined**; if omitted, the type defaults to **primitive**. When a class is **primitive**, its definition (i.e., the combination of the following **subclass-of** and **slot-constraint** components) is taken to be a necessary but not sufficient condition for membership of the class.
- **subclass-of** A list of one or more class-expressions, the structure of which will be described below. The class being defined in this **class-def** must be a subclass of each of the class expressions in the list.
- **slot-constraint** Zero or more **slot-constraints**, the structure of which will be described below. The class being defined in this **class-def** must be a sub-class of each of the slot-constraints in the list (note that a slot-constraint defines a class).

ontology-container

title "African animals"
creator "Ian Horrocks"
subject "animal, food, vegetarians"
description "A didactic example ontology describing African animals"
description.release "1.01"
publisher "I. Horrocks"
type "ontology"
format "pseudo-xml"
format "pdf"
identifier
 "http://www.cs.vu.nl/~dieter/oil/TR/oil.pdf"
source "http://www.africa.com/nature/animals.html"
language "OIL"
language "en-uk"
relation.hasPart
 "http://www.ontosRus.com/animals/jungle.onto"

ontology-definitions

slot-def *eats*
inverse *is-eaten-by*
slot-def *has-part*
inverse *is-part-of*
properties transitive
class-def animal
class-def plant
subclass-of NOT animal
class-def tree
subclass-of plant

class-def branch

slot-constraint *is-part-of*
has-value tree

class-def leaf

slot-constraint *is-part-of*
has-value branch

class-def defined carnivore

subclass-of animal
slot-constraint *eats*
value-type animal

class-def defined herbivore

subclass-of animal
slot-constraint *eats*
value-type

plant OR

slot-constraint *is-part-of* plant

class-def giraffe

subclass-of animal
slot-constraint *eats*
value-type leaf

class-def lion

subclass-of animal
slot-constraint *eats*
value-type herbivore

class-def tasty-plant

subclass-of plant
slot-constraint *eaten-by*
has-value herbivore OR carnivore

Fig. 1 An example ontology in OIL

A **class-expression** can be either a class name, a **slot-constraint**, or a boolean combination of class expressions using the operators **AND**, **OR** or **NOT**. Note that class expressions are recursively defined, so that arbitrarily complex expressions can be formed.

A **slot-constraint** is a list of one or more constraints (restrictions) applied to a **slot**. A slot is a binary relation (i.e., its instances are pairs of individuals), but a slot-constraint is actually a class definition—its instances are those individuals that satisfy the constraint(s). For example, if the pair (Leo; Willie) is an instance of the slot *eats*, Leo is an instance of the class lion and Willie is an instance of the class wildebeest, then Leo is also an instance of the **has-value** constraint wildebeest applied to the slot *eats*. A **slot-constraint** consists of the following main components:

- **name** A slot name (a string). The slot is a binary relation that may or may not be defined in the ontology. If it is not defined it is assumed to be a binary relation with no globally applicable constraints, i.e., any pair of individuals could be an instance of the slot.
- **has-value** A list of one or more **class-expressions**. Every instance of the class defined by the slot constraint must be related via the slot relation to an instance of each **class-expression** in the list. For example, the **has-value** constraint:

slot-constraint *eats*
has-value zebra, wildebeest

 defines the class each instance of which *eats* some instance of the class zebra and some instance of the class wildebeest. Note that this does not mean that instances of the slot-constraint eat *only* zebra and wildebeest: they may also be partial to a little gazelle when they can get it.
- **value-type** A list of one or more **class-expressions**. If an instance of the class defined by the slot-constraint is related via the slot relation to some individual *x*, then *x* must be an instance of each **class-expression** in the list.
- **max-cardinality** A non-negative integer *n* followed by a **class-expression**. An instance of the class defined by the slot-constraint can be related to at most *n* distinct instances of the **class-expression** via the slot relation.
- **min-cardinality** and, as a shortcut, **cardinality**.

A slot definition (**slot-def**) associates a slot name with a slot description. A slot description specifies global constraints that apply to the slot relation, for example that it is a transitive relation. A **slot-def** consists of the following main components:

- **subslot-of** A list of one or more **slots**. The slot being

defined in this **slot-def** must be a sub-slot of each of the slots in the list. For example,

slot-def *daughter*
subslot-of *child*

defines a slot *daughter* that is a subslot of *child*, i.e., every pair of individuals that is an instance of *daughter* must also be an instance of *child*.

- **domain** A list of one or more **class-expressions**. If the pair (*x,y*) is an instance of the slot relation, then *x* must be an instance of each **class-expression** in the list.
- **range** A list of one or more **class-expressions**. If the pair (*x,y*) is an instance of the slot relation, then *y* must be an instance of each **class-expression** in the list.
- **inverse** The name of a slot *S* that is the inverse of the slot being defined. If the pair (*x,y*) is an instance of the slot *S*, then (*y,x*) must be an instance of the slot being defined.
- **properties** A list of one or more properties of the slot. Valid properties are: **transitive** and **symmetric**.

The syntax of OIL is oriented on XML and RDF. [Horrocks et al., to appear] defines a DTD, a XML schema definition, and a definition of OIL in RDF.

3 UPML

Knowledge-based systems are computer systems that deal with complex problems by making use of knowledge. Creating knowledge on how to solve problems efficiently explicit is the rationale that underlies *problem-solving methods (PSMs)* (cf. [Stefik, 1995], [Benjamins & Fensel, 1998], [Benjamins & Shadbolt, 1998], [Fensel, to appear (a)]). Problem-solving methods refine generic inference engines to allow a more direct control of the reasoning process. Problem-solving methods describe this control knowledge independent from the application domain thus enabling the reuse of this strategic knowledge for different domains and applications. Finally, problem-solving methods abstract from a specific representation formalism, in contrast to the general inference engines that rely on a specific representation of the knowledge. PSMs decompose the reasoning task of a knowledge-based system in a number of subtasks and inference actions that are connected by knowledge roles. Therefore PSMs are a special type of software architecture ([Shaw & Garlan, 1996]): *software architectures* for describing the *reasoning*

part of knowledge-based systems.

The IBROW project [Benjamins et al., 1999], [Fensel & Benjamins, 1998] has been set up with the aim of enabling the semi-automatic reuse of PSMs. This reuse is provided by integrating libraries in an internet-based environment. A broker that selects and combines PSMs of different libraries is provided. A software engineer interacts with a broker that supports him in this configuration process. As a consequence, a description language for these reasoning components (i.e., PSMs) must provide human-understandable high-level descriptions with underpinned formal means to allow automated support by the broker. Therefore, we developed the *Unified Problem-Solving Method description Language UPML* (cf. [Fensel et al., 1999], [Fensel et al., to appear]). UPML is an architectural description language specialized for a specific type of systems providing *components*, *adapters* and a configuration of how the components should be connected using the adapters (called *architectural constraints*).

The UPML architecture for describing a knowledge-based

system consists of six different elements: a **task** that defines the problem that should be solved, a **problem-solving method** that defines the reasoning process, and a **domain model** that describes the domain knowledge. Each of these elements is described independently to enable the reuse of task descriptions in different domains, the reuse of problem-solving methods for different tasks and domains, and the reuse of domain knowledge for different tasks and problem-solving methods. **Ontologies** provide the terminology used in tasks, problem-solving methods and domain definitions. Again this separation enables knowledge sharing and reuse. For example, different tasks or problem-solving methods can share parts of the same vocabulary and definitions. Further elements of a specification of a knowledge-based system are *adapters* which are necessary to adjust the other (reusable) parts to each other and to the specific application problem. UPML provides two types of adapters: **bridges** and **refiners**. Bridges explicitly model the relationships between two specific parts of an architecture, e.g. between domain and task or task and problem-solving method. Refiners can be used to express the stepwise adaptation of other elements of a specification, e.g. a task is refined or a problem-solving

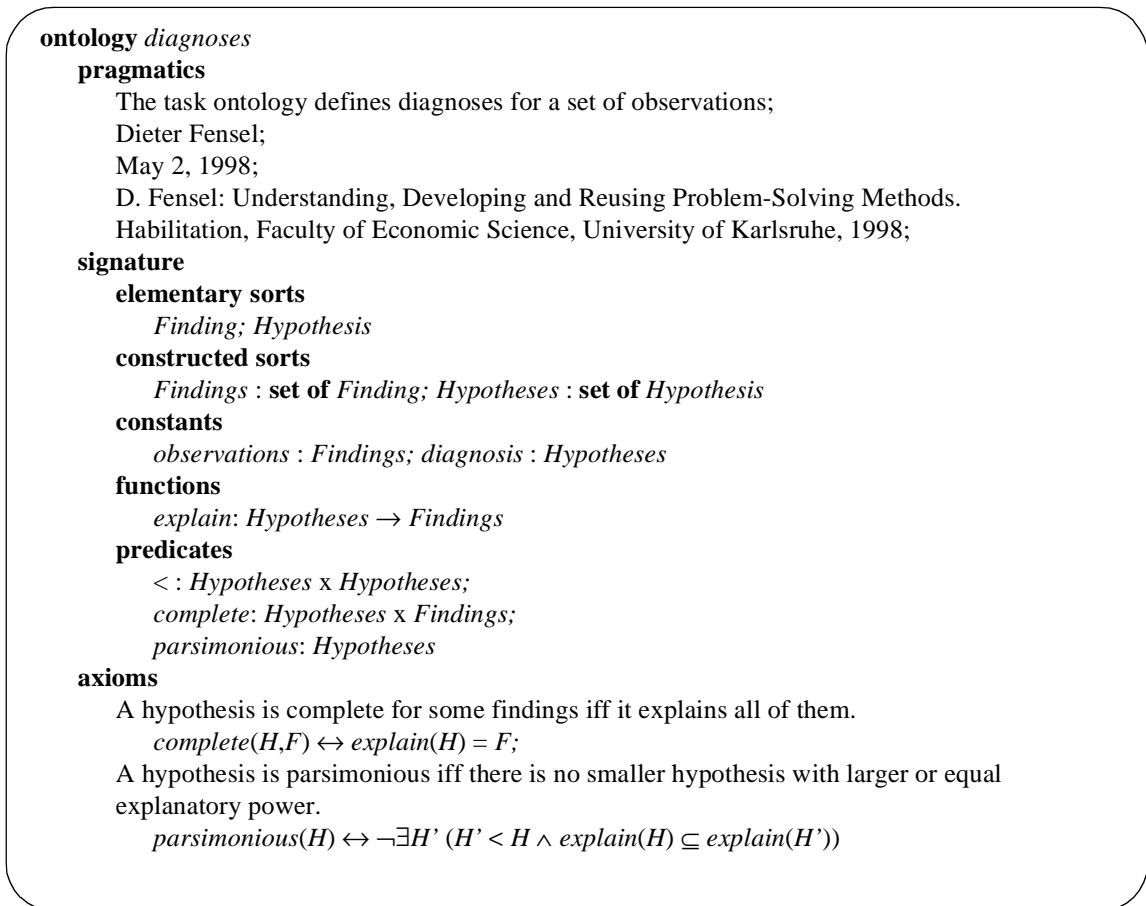


Fig. 2 A task ontology for diagnostic problems.

task *complete and parsimonious diagnoses*

pragmatics

The task asks for a complete and minimal diagnoses;

Dieter Fensel;

May 2, 1998;

D. Fensel: Understanding, Developing and Reusing Problem-Solving Methods.

Habilitation, Faculty of Economic Science, University of Karlsruhe, 1998;

ontology

diagnoses

specification

roles

input *observations*; **output** *diagnosis*

goal

$\text{task}(\text{input } \textit{observations}; \text{output } \textit{diagnosis}) \leftrightarrow$

$\text{complete}(\textit{diagnosis}, \textit{observations}) \wedge \text{parsimonious}(\textit{diagnosis})$

preconditions

$\textit{observations} \neq \emptyset$

assumptions

If we receive input there must be a complete hypothesis.

$\textit{observations} \neq \emptyset \rightarrow \exists H \text{ complete}(H, \textit{observations});$

Nonreflexivity of $<$.

$\neg (H < H);$

Transitivity of $<$.

$(H < H') \wedge (H' < H'') \rightarrow (H < H'');$

Finiteness of H .

$\text{Finite}(H)$

Fig. 3 The task specification of a diagnostic task.

method is refined ([Fensel, 1997], [Fensel & Motta, to appear]). Generic problem-solving methods and tasks can be refined to more specific ones by applying a sequence of refiners to them. Again, separating generic and specific parts of a reasoning process enhances reusability. The main distinction between bridges and refiners is that bridges change the input and output of components to make them fit together, whereas refiners may change internal details like subtasks of a problem solving methods.

In the following we provide a brief example providing a task definition together with its ontology. A *task ontology* specifies a theory, i.e. a signature and a logical characterization of the signature elements, that is used to define tasks (i.e., a problem type). An example of a task ontology, which is used to provide the elements for defining a diagnostic problem, is illustrated in Figure 2. The ontology introduces two elementary sorts *Finding* and *Hypothesis* that will be grounded later in a domain model. The former describes a phenomenon and the latter describe possible explanations. The two constructed sorts *Findings* and *Hypotheses* are sets of elements of these elementary

sorts. The function *explain* connects findings with hypotheses. Domain knowledge must further characterize this function. Three predicates are provided. An order $<$ used to define the optimality (i.e., *parsimony*) of hypotheses and finally completeness, which ensures that a hypothesis explains a set of findings.

The description of a *task* specifies goals that are to be achieved in order to solve a given problem. A second part of a task specification is the definition of assumptions about domain knowledge and preconditions on the input. These parts establish the definition of a problem that is to be solved by the knowledge-based system. In contrast to most approaches in software engineering this problem definition is kept domain independent, which enables the reuse of generic problem definitions for different applications. A second characteristic feature is the distinction between preconditions on input and assumptions about knowledge. In an abstract sense, both can be viewed as input. However, distinguishing case data, that are processed (i.e., input) from knowledge that is used to define the goal reflects a distinctive feature of *knowledge-based* systems.

Preconditions are conditions on dynamic inputs. Assumptions are conditions on knowledge consulted by the reasoner but not transformed. Often, assumptions can be checked in advance during the system building process, preconditions cannot. They rather restrict the valid inputs. Input and output role definitions provide the terms that refer to the input and the output of the task. These names must be defined in the signature definition of the task (i.e., either in the imported ontology or in the auxiliary terminology). The assumptions ensure (together with the axioms of the ontology) that the task can always be solved for legal input (input for which the preconditions hold). For example, when the goal is to find a global optimum, then the assumptions have to ensure that such a global optimum exists (i.e., that the preference relation is non-cyclic). A task definition may import ontologies and other tasks. The latter enable a hierarchical structuring of task specifications. For example, parametric design can be defined as a refinement of design (cf. [Fensel & Motta, to appear]).

An example of a task specification is given in Fig. 3. The goal specifies a complete and parsimonious (i.e., minimal) diagnosis. It is guaranteed that such a diagnosis exists if the domain knowledge can provide a complete diagnosis for each input which is non-empty. We are able to guarantee the existence of a complete and parsimonious explanation if we can guarantee that $<$ is non-reflexive and transitive and we assume the finiteness of the set of hypotheses.

Another important aspect of UPML are architectural constraints that ensure well-defined components and composed systems. The conceptual model of UPML decomposes the overall specification and verification tasks into subtasks of smaller grainsize and clearer focus. The architectural constraints of UPML consist of requirements that are imposed on the intra- and interrelationships of the different parts of the architecture. They either ensure a valid part (for example, a task or a problem-solving method) by restricting possible relationships between its subspecifications or they ensure a valid composition of different elements of the architecture (for example, they are constraints on connecting a problem-solving method with a task). The constraints on well-defined components apply for tasks, domain models, and PSMs. The constraints for composition are introduced by constraints that apply to bridges. As an example we provide the constraints for well-defined task definitions. For a task specification we require consistency, i.e:

T₁ *ontology axioms* \cup *preconditions* \cup *assumptions* must have a model.

Otherwise we would define an inconsistent task specification which would be unsolvable. In addition, the following axiom must hold:

T₂ Each model of *ontology axioms* \cup *preconditions* \cup *assumptions* must be an elementary substructure of at least one model of *goal*⁷

That is, if the ontology axioms, preconditions, and assumptions are fulfilled by a domain for a given case, then the goal of a task must be achievable. This constraint ensures that the task model makes the underlying assumptions of a task explicit. For example, when defining a global optimum as a goal of a task it must be ensured that a preference relation exists and that this relation has certain properties. It must be ensured that there is no pair (x,y) where $x < y$ and $y < x$ (i.e., symmetry), because otherwise the existence of a global optimum cannot be guaranteed.

These are the two architectural constraints UPML imposes to guarantee well-defined task specifications. A third optional constraint ensures the minimality of assumptions and preconditions and therefore maximizes the reusability of the task specification. It prevents the overspecificity of assumptions and preconditions. Otherwise they would disallow the application of a task to a domain even in cases where it would be possible to define the problem in the domain.

T₃ Each model of *goal* must be an elementary extension of a model of *ontology axioms* \cup *preconditions* \cup *assumptions*

How minimality of assumptions can be proven and how such assumptions can be found is described in [Fensel & Schönege, 1998]). A great number of further constraints are described in [Fensel et al., to appear].

⁷. A structure R is an *elementary substructure* of a structure S iff the universe of R is a subset of the universe of S , and the interpretation of each relation, function and constant symbol in R is the restriction of the corresponding interpretation in S (see e.g. [Keisler, 1977]). In other words: S can be constructed by “*extending*” R .

Entity
 attribute → type

Concept < Entity

Binary Relation < Entity
 argument₁ → Concept₁
 argument₂ → Concept₂

Restricted Binary Relation < Binary Relation
 in = argument₁ → Concept₁
 out = argument₂ → Concept₂
 with Concept₁ = Concept₂

Library < Concept
 pragmatics → Pragmatics
 ontology → Ontology
 domain model → Domain Model
 complex PSM → Complex PSM
 primitive PSM → Primitive PSM
 task → Task
 ontology refiner → Ontology Refiner
 cpsm refiner → CPSM Refiner Refiner
 ppsm refiner → PPSM Refiner Refiner
 task refiner → Task Refiner
 domain refiner → Domain Refiner
 psm-domain bridge → PSM-Domain Bridge
 psm-task bridge → PSM-Task Bridge
 task-domain bridge → Task-Domain Bridge

Ontology < Concept
 uses → Ontology
 pragmatics → Pragmatics
 signature → Signature
 theorems → Formula
 axioms → Formula

Domain Model < Concept
 uses → Domain Model
 pragmatics → Pragmatics
 ontologies → Ontology
 theorems → Formula
 assumptions → Formula
 knowledge → Formula

PSM < Concept
 pragmatics → Pragmatics
 ontologies → Ontology
 cost → Cost
 communication → Communication
 precondition → Formula
 postcondition → Formula
 input roles → Role
 output roles → Role

Task < Concept
 uses → Task
 pragmatics → Pragmatics
 ontologies → Ontology
 goal → Formula
 input roles → Role
 output roles → Role
 precondition → Formula
 assumptions → Formula

Primitive PSM < PSM
 knowledge roles → Role
 assumptions → Formula

Complex PSM < PSM
 subtasks → Task

operational description → Operational Description

Bridge < Binary Relation
 argument₁ → Concept₁
 argument₂ → Concept₂
 pragmatics → Pragmatics
 ontologies → Ontology
 renaming → STRING
 mapping axioms → Formula
 assumptions → Formula

PSM-Domain Bridge < Bridge
 argument₁ → Domain
 argument₂ → PSM
 uses → PSM-Domain Bridge,
 Task-Domain Bridge,
 PSM-Task Bridge

PSM-Task Bridge < Bridge
 argument₁ → PSM
 argument₂ → Task
 uses → PSM-Task Bridge

Task-Domain Bridge < Bridge
 argument₁ → Task
 argument₂ → Domain
 uses → Task-Domain Bridge

Refiner < Restricted Binary Relation
 pragmatics → Pragmatics
 ontologies → Ontology
 in → Concept
 out → Concept

Domain Refiner < Refiner
 ...

Ontology Refiner < Refiner
 in → Ontology
 out → Ontology
 signature → Signature
 theorems → Formula
 axioms → Formula
 renaming → Renaming

Task Refiner < Refiner
 in → Task
 out → Task
 goal → Formula
 input roles → Role
 output roles → Role
 precondition → Formula
 assumptions → Formula
 axioms → Formula
 renaming → Renaming

PSM Refiner < Refiner
 ...

CPSM Refiner < PSM Refiner
 ...

PPSM Refiner < PSM Refiner
 ...

Pragmatics < Concept
 explanation → STRING
 author → STRING
 ...
 where & when be used → STRING
 evaluation → STRING

Fig. 4 Part of the Meta-ontology of UPML.

```

class-def Library
  slot-constraint pragmatics
  value-type Pragmatics
  slot-constraint ontology
  value-type Ontology
  slot-constraint domain model
  value-type Domain Model
  slot-constraint complex PSM
  value-type Complex PSM
  slot-constraint primitive PSM
  value-type Primitive PSM
  slot-constraint task
  value-type Task
  slot-constraint ontology refiner
  value-type Ontology Refiner
  slot-constraint cpsm refiner
  value-type CPSM Refiner
  slot-constraint ppsm refiner
  value-type PPSM Refiner
  slot-constraint task refiner
  value-type Task Refiner Refiner
  slot-constraint psm-domain bridge
  value-type PSM-Domain Bridge
  slot-constraint psm-task bridge
  value-type PSM-Task Bridge
  slot-constraint task-domain bridge
  value-type Task-Domain Bridge

class-def Ontology
  slot-constraint uses
  value-type Ontology
  slot-constraint pragmatics
  value-type Pragmatics
  slot-constraint signature
  value-type Signature
  slot-constraint theorems
  value-type Formula
  slot-constraint axioms
  value-type Formula

class-def Pragmatics
  slot-constraint explanation
  value-type STRING
  slot-constraint author→
  value-type STRING
  slot-constraint last date of modification
  value-type STRING
  slot-constraint reference
  value-type STRING
  slot-constraint URL
  value-type STRING
  slot-constraint where & when be used
  value-type STRING
  slot-constraint evaluation
  value-type STRING

```

Fig. 5 Parts of the meta-ontology of UPML in OIL.

4 The relationship between OIL and UPML

OIL is designed for defining ontologies, i.e., static information sources. UPML is designed for describing dynamic information sources. The Web blurs the differences between these two types of information sources. Originally, web pages were static objects. Pages may be active and created as a result of a user query. Many software agents communicate with human users during their web browsing. Therefore it is quite natural to compare languages developed for static and dynamic information sources. In the introduction we identified four meaningful ways of relating OIL and UPML.

- OIL can be used as a meta-language to define UPML.
- OIL can be used as a language for writing down UPML specifications.
- OIL can be used as an object language for UPML.
- UPML be used as a language for writing down ontologies in OIL.

4.1 OIL as a meta-language for UPML

The Meta Object Facility (MOF) standard is a proposal of the OMG group for expressing various modeling frameworks in a joint representation. Expressing the various modeling frameworks in a joint language (where the various modeling primitives are concepts and relations of the same “meta”-language) facilitates information exchange and reuse of software specifications expressed within different modeling frameworks. Therefore, in this section we will examine how useful OIL is for such a purpose taking UPML as an example. That is, we take OIL as the “meta”-language and examine how well a modeling framework like UPML can be expressed in it.

[Fensel et al., to appear] developed a *meta* ontology of UPML used to define its modeling constructs. This ontology starts with concepts, binary relationships, and restricted binary relationships. All three entities may have attributes (Figure 4 shows some of its parts). The main concept of UPML that are defined with this basic ontology are *Library*, *Ontology*, *Domain Model*, *PSM*, and *Task*. Besides *uses*, all attributes model *part-of* relationship. Sub

concepts (*subclass-of* relationship) of PSM are *Complex PSM* and *Primitive PSM*. Binary relations connect two different component types. The root binary relation of UPML is *Bridge*. Restricted Binary Relations connect two components of the same type. The root restricted binary relation of UPML is *Refiner*.

Concept and **Binary Relation** do not have to be modeled explicitly in OIL because they correspond to the two main language primitives in OIL: classes and slots. OIL does not provide a generic element entity that would reify both. Also OIL fails to express **Restricted Binary Relation** because of its lacking meta-language features. We can model a specific slot in OIL that has the same specific concept as domain and range restriction. But we cannot express generically a slot that has to have the same concept as domain and range restriction without specifying an actual class (i.e., we cannot *parameterize* this definition because we do not have variables for class names).

Most of the components of UPML can be straightforwardly modeled in OIL. Some examples are provided in Figure 5. However, this also makes an additional shortcoming of OIL apparent. The classes *Pragmatics* and *Ontology* refer to classes like *Formula* and *String*. OIL does not provide any

axiomatic language and even in the case that it would provide such a language, it will not be accessible via a class definition. That is, the definition of formulas is provided in the definition of the language and cannot be accessed explicitly as a class. The class *String* points to another shortcoming of OIL. At the moment, OIL does not support concrete domains (e.g., integers, strings, etc.). However, this may change in the near future (cf. [Horrocks et al., to appear]) by using the Datatype definitions of the XML schema language (cf. [Biron & Malhotra, 1999]) as a pattern for extending OIL.

The situation gets even worse when trying to model bridges and refiners with OIL. Binary relations (i.e., slots) do not have attributes in OIL. Therefore, OIL fails completely as a means for modeling the adapter components of UPML.

Finally, important aspects of the meta model of UPML are the constraints that ensure well-defined components and well-defined combination of components. However, none of these constraints can be expressed in OIL.

In consequence we have to conclude that OIL provides very restricted modeling primitives that fail in many aspects as a meta language for expressing the modeling primitives of

<p>ontology-container title diagnoses creator Dieter Fensel subject The task ontology defines diagnoses for a set of observations. description.release 1.01. publisher D. Fensel: Understanding, Developing and Reusing Problem-Solving Methods. Habilitation, Faculty of Economic Science, University of Karlsruhe, 1998 date May 2, 1998. type ontology format text/pdf. language OIL language UPML</p> <p>ontology-definitions rule-base A hypothesis is parsimonious iff there is no smaller hypothesis with larger or equal explanatory power. $\text{parsimonious}(H) \leftrightarrow \neg \exists H' (H' < H \wedge \text{explain}(H) \subseteq \text{explain}(H'))$ A hypothesis is complete for some findings iff it explains all of them.</p>	<p style="text-align: right;">$\text{complete}(H,F) \leftrightarrow \text{explain}(H) = F;$</p> <p>slot-def < domain Hypotheses range Hypotheses slot-def complete <i>subslot-of explain</i> domain Hypotheses range Findings slot-def explain <i>subslot-of complete</i> domain Hypotheses range Findings <i>cardinality 1</i> class-def Finding class-def Hypothesis subclass-of NOT Finding class-def Hypotheses subclass-of POWERSET Hypothesis class-def Findings subclass-of POWERSET Finding class-def parsimonious subclass-of Hypotheses class-def observations subclass-of Findings class-def diagnosis subclass-of Hypotheses</p>
--	--

Fig. 6 A task ontology specified with OIL.

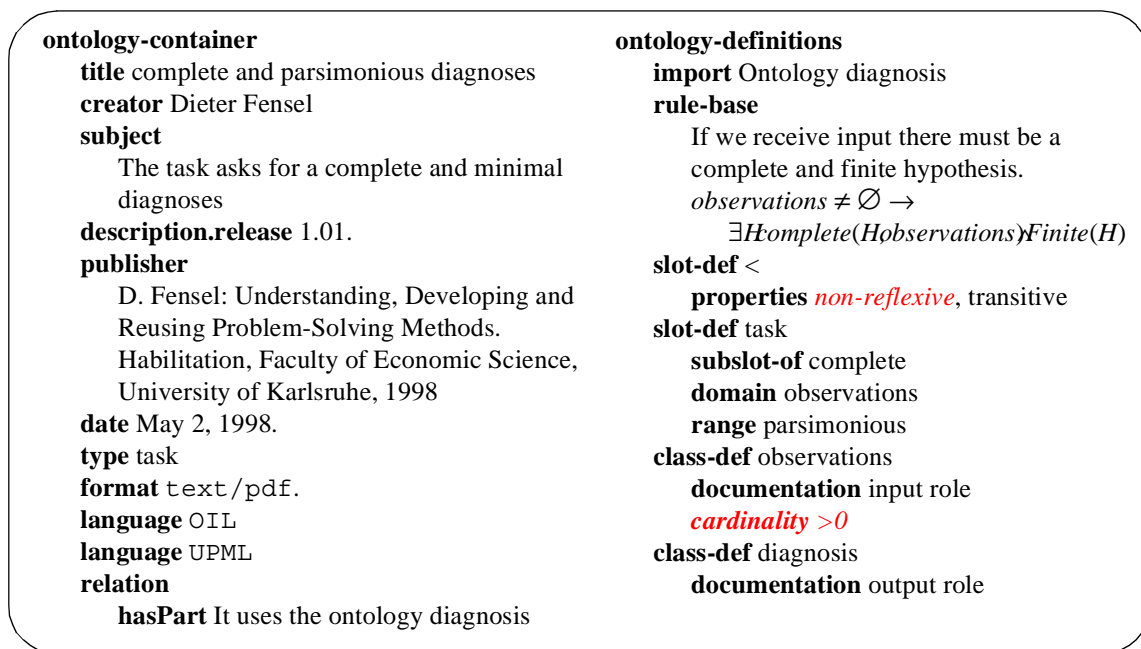


Fig. 7 A task specified with OIL.

UPML. That is, OIL cannot be used to express the ontology that describe the specification elements of reasoning components. If OIL is to be of any use for ontology interchange it must provide powerful language elements for expressing these ontologies. *Spoken in a nutshell, OIL must be at least expressive enough to express OIL, an ontology for ontology specification.*

4.2 OIL as a language for UPML

In many respects, OIL fails as a meta language for UPML. Here we can see whether it provides more usability for directly expressing UPML specifications. At this level, a component specification of an ontology or a task (see Figure 2 and Figure 3) corresponds to an ontology in OIL. We tried to model a task ontology and a task specification in OIL. The OIL model of the task ontology is provided in Figure 6. We made the following observations:

- The ontology container of OIL provides an excellent and standardized way to provide meta data of an ontology. The pragmatics slot of UPML looks rather ad hoc and we expect that UPML will incorporate DublinCore metadata in its next version, too.
- OIL cannot express the axioms of the ontology. They are written down in the rule base that has currently no semantics.

- OIL does not provide the means to specify functional slots. We did this by defining a cardinality constraint but this is not yet part of the language definition for slots.
- Finally and most serious, the ontology defines sets of sets. An instance of *findings* is a set of instances of the class *finding* (and an instance of *hypotheses* is a set of instances of *hypothesis*). Therefore, we included a powerset operator in our specification but it is not part of the language definition and it may cause serious problems for its semantics. However, without this operator we failed to capture the essence of this small and simple ontology.

Besides applying OIL directly to the ontology component of UPML we also tried to use it to model a task specification (still one of the most simplest components of UPML). The result is provided in Figure 7. We encountered problems similar to those we already described:

- An important axiom cannot be expressed directly.
- We extended OIL with the property of being non-reflexive for slots and with cardinality constraints for classes.

A problem when using OIL at this level is that the structure of the specification units of UPML gets lost. Things like the definition of an input role or an output role are only kept as natural language comments in the **documentation** slot. We will discuss the mismatch of architectural structures of OIL and UPML in the following subsections.

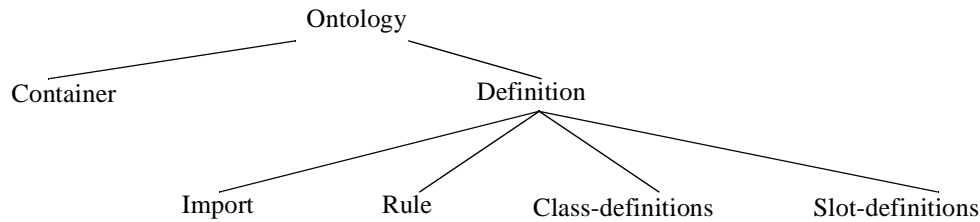


Fig. 8 The architecture of OIL.

4.3 OIL is an object language for UPML

Using OIL as a logical language to define a semantics for the elementary slots of UPML was the first way we considered combining OIL and UPML. However, there are two problems with this approach. First, OIL is already more than just a logical language. It already comes along with an architecture comparable to a refined version of the ontology component in UPML (see Figure 8). Therefore, it does not make much sense to provide an architectural specification of each elementary slot of UPML. Second, OIL does not provide adequate expressive power for many of the axiomatic parts of UPML specifications. The first problem indicates that OIL is more appropriate at the level discussed in Section 4.2. It will require some work to synchronize the slightly different component models of OIL and UPML but then it should be possible to express a component of UPML as an ontology in OIL. The second problem is more fundamental. OIL fails at any level (i.e., as a meta-language, language, and object-language) to express important aspects of UPML. Extending the expressive power of OIL appears absolutely necessary for making it usable in this context.

4.4 UPML as a language (i.e., architecture) for OIL

Up to now we have asked what OIL can do for UPML. Now we will deal with the reverse question: Can UPML provide any help to OIL? Yes it can! OIL provides a very simple construction to modularise ontologies. In fact, this mechanism is identical to the namespace mechanism in XML. It amounts to a textual inclusion of the imported module, where name-clashes are avoided by prefixing every imported symbol with a unique prefix indicating its original location. However, much more elaborated mechanisms are required for a structured representation of

large ontologies. Renaming, restructuring, and redefinition means must be applicable to imported ontologies. Here, we can make use of the adapter concept of UPML. UPML provides refiners and bridges to modify components. These adapter components of UPML can be used to integrate the need of ontology structuring into an existing architecture. When combining UPML and OIL in this way we are also able to specialize the generic adapter concept of UPML for the fixed set of language primitives of OIL like [Gennari et al., 1994], [Park et al., 1997] did for the fixed set of language primitives of Protégé [Grosso et al., 1999] (i.e., OKBC [Chaudhri et al., 1998]).

The precise integration of the adaptation concept of UPML in OIL is currently under investigation.

5 Conclusions

In this paper we attempted to relate two standardization efforts:

- OIL provides a standard language for expressing and interchanging ontologies, i.e., static information sources.
- UPML provides a standard language for specifying and reusing problem-solving methods, i.e., dynamic information sources.

Currently, the web blurs the distinction between static and dynamic information sources. There is a continuum of static pages, dynamic generated pages, query-answering services, and complex software services. Therefore it appears quite reasonable to try to bring these languages together to form a coherent framework for describing services on the WWW. In principle this can also be done in a fruitful way for both approaches because they currently focus at different levels. On the one hand, OIL provides a specification language with well defined semantics and efficient reasoning support. The overall architecture of OIL

specifications is rather simple—not going beyond an import statement. On the other hand, UPML provides a full-fledged architecture for describing various aspects of a reasoning service. However, no formal language has yet been defined for it. Therefore OIL and UPML fit nicely together compensating the weaknesses of each other. However, in order to make this actually possible, the language OIL needs to provide more expressive power. Currently we fail to express the main aspects of any example of a UPML specification in OIL. In a nutshell, Description Logics seems too restricted for the functional specification of software components (see also [Valente et al., 1999] who encounter similar problems with Description Logics in other application areas).

Synchronizing the architectures of OIL and UPML and extending the expressive power of OIL could lead to a unified language for content and reasoning description. Such a language is an essential step in the direction of a knowledgeable web where the difference between both aspects should be transparent.

An alternative would be to merge UPML directly with more powerful languages such as Ontolingua [Farquhar et al., 1997], KIF [Genesereth, 1991], and CycL⁸. However then no reasoning support can be provided because these languages are based on second order logic. Interesting in our context is the language LARKS [Sycara et al., 1999] used in the RETSINA framework for matchmaking in multi-agent systems. Here Description Logic and Horn Logic are loosely coupled and a component architecture is provided similar, however, less complex, than UPML.

Acknowledgment. We thank Jeff Butler for correcting our English and the anonymous reviewers for very helpful comments.

References

- [Benjamins et al., 1999] V. R. Benjamins, B. Wielinga, J. Wielemaker, and D. Fensel : Brokering Problem-Solving Knowledge at the Internet. In *Knowledge Acquisition, Modeling, and Management, Proceedings of the European Knowledge Acquisition Workshop (EKAW-99)*, D. Fensel et al. (eds.), Lecture Notes in Artificial Intelligence, LNAI 1621, Springer-Verlag, May 1999.
- [Benjamins & Fensel, 1998] V. R. Benjamins and D. Fensel: Special issue on problem-solving methods of the *International Journal of Human-Computer Studies (IJHCS)*, 49(4):305-313,1998.
- [Benjamins & Shadbolt, 1998] V. R. Benjamins and Nigel Shadbolt: Special Issue on Knowledge Acquisition and Planning, *International Journal of Human-Computer Studies (IJHCS)*, 48(4), 1998.
- [Biron & Malhotra, 1999] P. V. Biron and A. Malhotra: XML schema part 2: Datatypes. <http://www.w3.org/TR/1999/WD-xmlschema-2-19991217/>, 1999. W3C Working draft.
- [Chaudhri et al., 1998] V. K. Chaudhri, A. Farquhar, R. Fikes, P. D. Karp, and J. P. Rice: OKBC: A programmatic foundation for knowledge base interoperability. In *Proceedings of the 15th National Conference on Artificial Intelligence (AAAI-98) and of the 10th Conference on Innovative Applications of Artificial Intelligence (IAAI-98)*, pages 600–607. AAAI Press, 1998.
- [Farquhar et al., 1997] A. Farquhar, R. Fikes, and J. Rice: The ontolingua server: A tool for collaborative ontology construction. *Journal of Human-Computer Studies*, 46:707–728, 1997.
- [Fensel, 1997] D. Fensel: The Tower-of-Adapter Method for Developing and Reusing Problem-Solving Methods. In E. Plaza et al. (eds.), *Knowledge Acquisition, Modeling and Management, Lecture Notes in Artificial Intelligence (LNAI) 1319*, Springer-Verlag, 1997.
- [Fensel, to appear (a)] D. Fensel: *Understanding, Development, Description, and Reuse of Problem-Solving Methods*, Lecture Notes in Artificial Intelligence (LNAI), Springer-Verlag, to appear.
- [Fensel, to appear (b)] D. Fensel. *Ontologies: Silver Bullet for Knowledge Management and Electronic Commerce*. Springer-Verlag, to appear. <http://www.cs.vu.nl/~dieter/ftp/spool/silverbullet.pdf>.
- [Fensel & Benjamins, 1998] D. Fensel and V. R. Benjamins: Key Issues for Problem-Solving Methods Reuse. In *Proceedings of the 13th European Conference on Artificial Intelligence (ECAI-98)*, Brighton, UK, August 1998.
- [Fensel & Schönegge, 1998] D. Fensel and A. Schönegge: Inverse Verification of Problem-Solving Methods, *International Journal of Human-Computer Studies (IJHCS)*, 49(4):339-362,1998.
- [Fensel et al., 1998] D. Fensel, J. Angele, and R. Studer, The Knowledge Acquisition and Representation Language KARL, *IEEE Transactions on Knowledge and Data Engineering*, 10(4):527-550, 1998.
- [Fensel et al., 1999] D. Fensel, V. R. Benjamins, E. Motta, and B. Wielinga: UPML: A Framework for knowledge system reuse. In *Proceedings of the International Joint Conference on AI (IJCAI-99)*,

⁸ <http://www.cyc.com/cycl.html/>

Stockholm, Sweden, July 31 - August 5, 1999.

- [Fensel et al., 2000] D. Fensel, I. Horrocks, F. Van Harmelen, S. Decker, M. Erdmann, and M. Klein: OIL in a nutshell. In *Proceedings of the Workshop on Applications of Ontologies and Problem-solving Methods, 14th European Conference on Artificial Intelligence ECAI'00*, Berlin, Germany August 20-25, 2000.
- [Fensel et al., to appear] D. Fensel, E. Motta, V. R. Benjamins, M. Crubezy, S. Decker, M. Gaspari, R. Groenboom, W. Grosso, F. van Harmelen, M. Musen, E. Plaza, G. Schreiber, R. Studer, and B. Wielinga, The Unified Problem-solving Method Development Language UPML, to appear. <http://www.cs.vu.nl/~dieter/ftp/spool/upml.journal.pdf>.
- [Fensel & Motta, to appear] D. Fensel and E. Motta: Structured Development of Problem Solving Methods, to appear in *IEEE Transactions on Knowledge and Data Engineering (IEEE TKDE)*. <http://www.cs.vu.nl/~dieter/ftp/spool/enrico.pdf>.
- [Genesereth, 1991] M. R. Genesereth: Knowledge interchange format. In J. Allen, R. Fikes, and E. Sandewall, editors, *Principles of Knowledge Representation and Reasoning: Proceedings of the Second International Conference (KR'91)*. Morgan Kaufmann Publishers, San Francisco, California, 1991.
- [Gennari et al., 1994] J. H. Gennari, S. W. Tu, T. E. Rothenfluh, and M. A. Musen: Mapping Domains to Methods in Support of Reuse, *International Journal of Human-Computer Studies (IJHCS)*, 41:399–424, 1994.
- [Gomez Perez & Benjamins, 1999] A. Gomez Perez and V. R. Benjamins: Applications of ontologies and problem-solving methods. *AI-Magazine*, 20(1):119–122, 1999.
- [Grosso et al., 1999] W. E. Grosso, H. Eriksson, R. W. Ferguson, J. H. Gennari, S. W. Tu, and M. A. Musen: Knowledge Modeling at the Millennium (The Design and Evolution of Protégé-2000). In *Proceedings of the Twelfth Workshop on Knowledge Acquisition, Modeling and Management (KAW99)*, Banff, Alberta, Canada, October 16-21, 1999.
- [van Harmelen & Balder, 1992] F. van Harmelen and J. Balder: (ML)², A Formal Language for KADS Conceptual Models, *Knowledge Acquisition* 4, 1, 1992.
- [van Heijst et al., 1997] G. van Heijst, A. Th. Schreiber, and B. J. Wielinga: Using explicit ontologies in KBS development. *International Journal of Human-Computer Studies*, 46(2/3):183–292, 1997.
- [Horrocks et al., to appear] I. Horrocks, D. Fensel, J. Broekstra, S. Decker, M. Erdmann, C. Goble, F. Van Harmelen, M. Klein, S. Staab, and R. Studer: OIL: The Ontology Inference Layer, to appear. <http://www.ontoknowledge.com/oil>.
- [Keisler, 1977] H. J. Keisler: Fundamentals of Model Theory. In John Barwise (ed.), *Handbook of Mathematical Logic*, North Holland 1977.
- [Mizoguchi et al., 1995] R. Mizoguchi, J. Vanwelkenhuysen, and M. Ikeda: Task Ontologies for reuse of Problem Solving Knowledge. In N. J. I. Mars (ed.), *Towards Very Large Knowledge Bases*, IOS Press, 1995.
- [OMG, 1997] Object Management Group (OMG): Meta Object Facility (MOF) Specification, 1997.
- [Park et al., 1997] J. Y. Park, J. H. Gennari, and M. A. Musen: Mappings for Reuse in Knowledge-based Systems. SMI Technical Report 97-0697, 1997.
- [Shaw & Garlan, 1996] M. Shaw and D. Garlan: *Software Architectures. Perspectives on an Emerging Discipline*, Prentice-Hall, 1996.
- [Schreiber et al., 1994] A. Th. Schreiber, B. Wielinga, J. M. Akkermans, W. Van De Velde, and R. de Hoog: CommonKADS. A Comprehensive Methodology for KBS Development, *IEEE Expert*, 9(6):28–37, 1994.
- [Stefik, 1995] M. Stefik: *Introduction to Knowledge Systems*, Morgan Kaufman Publ., San Francisco, 1995.
- [Sycara et al., 1999] K. Sycara, J. Lu, M. Klusch, and S. Widoff. Dynamic Service Matchmaking among Agents in Open Information Environments, *Journal ACM SIGMOD Record, Special Issue on Semantic Interoperability in Global Information Systems*, 1999.
- [Uschold & Grüninger, 1996] M. Uschold and M. Grüninger: Ontologies: Principles, methods and applications. *Knowledge Engineering Review*, 11(2), 1996.
- [Valente et al., 1999] A. Valente, T. Russ, R. MacGregor, and W. Swartout: Building and (Re)Using an Ontology of Air Campaign Planning, *IEEE Intelligent Systems*, 14(1), 1999.